



浙江珠城科技股份有限公司

ZHEJIANG ZUCH TECHNOLOGY CO., LTD

产品系列  
Product Series

2015 系列

文件名称  
Document name

产品规格书  
Product specification

页码 page

1-11

## 2015 系列规格书

### 目录 Index

- 1.范围 Scope
- 2.产品描述 Product Description
- 3.相关标准 Related Standards
- 4.参数范围 Parameter Ratings
- 5.产品性能 Performance Specification
- 6.测试分组 Test Sequences

### 文件修订履历( Modify history)

标记 Tag	修订日期 Revision date	修订内容摘要 Revision content	修订者 Reviser	备注 Note
	2022.09.03	初版制定	李涛	
	2023.9.7	新增规格	覃丽	

制定: Prepared by:	覃丽	审核: Reviewed by:	朱宗安	批准: Approved by:	王春生
编号: Document Number:	PS-137	版本: Revision:	A01	发行日期: Release Date:	2023.9.7



# 浙江珠城科技股份有限公司

ZHEJIANG ZUCH TECHNOLOGY CO., LTD

产品系列  
Product Series

2015 系列

页码 page

2-11

文件名称  
Document name

产品规格书  
Product specification

## 1、范围 Scope

本产品规格书适用于浙江珠城科技股份有限公司生产的 2015 系列连接器

This Specification covers the 2015 series connector made by ZHEJIANG ZUCH TECHNOLOGY CO., LTD.

## 2、产品描述 Product Description

产品名称 Product name	规格型号 Part No.	材质 Material	阻燃等级	压接范围 Applicable Wire Size	备注 Remarks
孔座 Male Housing	AP2015L-2Y/****	PA66+硅橡胶 Silastic	UL94V-0	/	左键位 Left key position
	AP2015R-2Y/****	PA66+硅橡胶 Silastic	UL94V-0	/	右键位 Right key position
	AP2015A-nY/****	PA66+硅橡胶 Silastic	UL94V-0	/	n=4, 6, 12
簧端子 Socket Terminal	TP2012J-1801	磷青铜 Phosphor Bronze	/	AWG 26#-22#	镀锡 Tin-plated
母座 Female Housing	AR2015A-12Y/****	PA66+硅橡胶 Silastic	UL94V-0	/	有密封堵 With sealing plug
	AR2015B-12Y/****	PA66+硅橡胶 Silastic	UL94V-0	/	无密封堵 Without sealing plug
	AR2015L-4Y/****	PA66+硅橡胶 Silastic	UL94V-0	/	左键位 Left key position
	AR2015R-4Y/****	PA66+硅橡胶 Silastic	UL94V-0	/	右键位 Right key position
针端子 Pin Terminal	TR2012J-1801	黄铜 Brass	/	AWG 26#-22#	镀锡 Tin-plated
卧式针座 Side entry header	HW2015L-2QA/****	PA66+brass	UL94V-0	/	左键位 Left key position
	HW2015R-2QA/****	PA66+brass	UL94V-0	/	右键位 Right key position
	HW2015A-nQA/****	PA66+brass	UL94V-0	/	n=4, 6, 12
	HW2015D-nQA/****	PA66+brass+硅橡胶 Silastic	UL94V-0	/	加插头封堵 Add plugs and sealing plugs

注：“\*\*\*\*”详见图纸

## 3、相关标准 Related Standards

注：本规格书为系列产品通用，当规格书参数要求与产品图纸发生冲突时，以产品图纸中的要求为准，当规格书参数与参考标准内容冲突时，以本规格书中的要求为准。



文件名称  
Document name

产品规格书  
Product specification

Note: This specification is for one full series normal version. If this specification has any conflicting items with products drawings, should take product drawings as right one. If any parameter is this specification conflict with reference standard, should take the parameter in this specification as right one.

#### 参考文件: Reference standard.

GB/T 2421	电工电子产品环境试验 第一部分 总则 Testing Method for Environmental of Electrical Connectors Class 1: General Principles
GB/T 2423	电工电子产品环境试验方法 Testing Method for Environmental of Electrical Connectors
GB/T 2424	电工电子产品环境试验导则 Testing Method for Environmental of Electrical Connectors
GB/T 5095	电子设备机电元件基本试验规程及测量方法 Testing procedure/Method for components of electric equipment

#### 4、参数范围 Parameter Ratings

额定电压 Rated Voltage	100V AC/DC Max
额定电流 Rated Current	3A AC Max (使用 AWG22#线时)
使用温度范围 Operation temperature range	-40°C~105°C (含通电温度上升值) Including temperature rise
存储条件 Storage conditions	温度 temperature: (-5~30) °C 相对湿度 relative humidity ≤55%
适用线型 Applicable wires	22#-26# AWG (0.13mm <sup>2</sup> ~0.33mm <sup>2</sup> )
适用线路板厚度 Applicable PCB thickness	1.6mm

#### 5、产品性能 Performance Specification

产品应满足电气、机械和环境性能要求, 测试方法及判断标准如 5.1、5.2、5.3、  
所有测试在室温进行,除非另有说明。

The product shall be designed to meet the electrical, mechanical and environmental performance requirements specified in 5.1,5.2 and 5.3.

All tests shall be performed in the room temperature, unless otherwise specified.



## 5.1 电气特性 Electrical Requirements

序号 COD	项目 Test project	测试方法及条件 Test methods and conditions	标准规格 Standard
5.1.1	外观 Appearance	目测 Checking by eye 视力 Eyesight: >1.0 照明 Lamp: (200-300) lx 目测距离 Space: 0.3-0.5m GB/T 5095.2 Method 1a	a. 塑料件应无明显疤痕、凹陷、开裂、变色及影响使用的变形。 Plastic parts shall not be no obvious scar, dent, crack, discoloration, deformation and other bad effects on use and test b. 金属件应无锈蚀氧化、无明显的机械损伤及电镀层脱落等。 Metal parts should no rust and oxidation, no obvious mechanical damage and plating off.
5.1.2	接触电阻 contact resistance	公母端子对配后, 通过 100mA 电流, 20mV 以下电压, 测试公母端接触电阻。 Mate connectors: apply a Maximum voltage of 20 mV at rated current of 100mA. GB/T 5095.2 Method 2a / EIA-364-23B	10mΩ Max.(初始值) 10mΩ Max. (Initial value) 20mΩ Max(实验后) 20mΩ Max (After experiment)
5.1.3	耐电压 Withstand voltage	相邻接触件之间或地线之间施加如下电压 1200V AC(初始有效值), 漏电流 1mA 的电压作用, 时间 1min。 The voltage applied to leakage current 1mA between adjacent contacts or ground wires is 1000AC for 1minute. GB/T 5095.2 Method 4a / EIA-364-20B	外观: 无击穿和飞弧现象 no breakdown and flashover
5.1.4	绝缘电阻 Insulation resistance	在相邻的接触件这间或地线之间施加 500V DC 电压, 持续时间 1min。 500V DC shall be applied a voltage of between adjacent contacts of a mated specimen to measure insulation resistance for one minute. GB/T 5095.2 Method 3a / EIA-364-21C	1000MΩ Min (初始值) 1000MΩ Min (initial value) 500 MΩ Min (实验后) 500 MΩ Min (After experiment)



文件名称  
Document name

产品规格书  
Product specification

5.1.5	温升 Temperature Rise	<p>插合连接器，通导线对应最大电流，测量端子与导线连接处的温升值。</p> <p>Put the product in series in the rated voltage and current circuit, and measure the temperature rise at the connection between the terminal and the wire.</p> <p>导线规格(AWG)      额定电流(Rated current)</p> <p>22# AWG                      3A</p> <p>24# AWG                      2 A</p> <p>26# AWG                      1A</p> <p><b>GB/T 5095.3 Method 5a / EIA-364-70A</b></p>	<p>Δ30 °C Max. (Δ30 K Max)</p>
-------	------------------------	---	--------------------------------

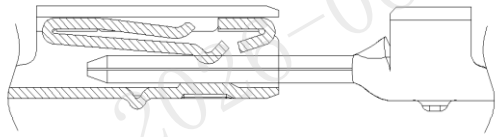
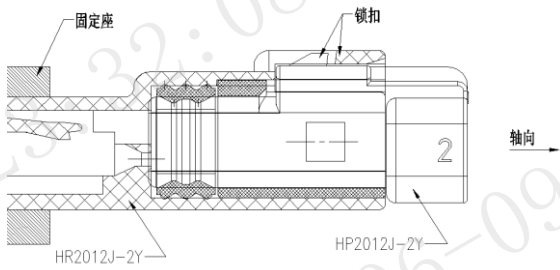
## 5.2 机械特性 Mechanical Requirements

5.2.1	端子与塑壳装入力和保持力 Contact insertion force and retention force	<p>沿端子轴向插入端子和拉伸导线，测定端子与插入塑壳的力和脱出时的拉力。</p> <p>Insert the terminal and the stretching wire along the terminal axially, and measure the insertion force and retention force between the terminal and the housing.</p> <p><b>GB/T 5095.8 Method 15d / EIA-364-29B</b></p>	<p>插入力:10N Max Insertion force:10N Max</p> <p>保持力:20N Min Retention force:20N Min</p>
5.2.2	插针保持力 Pin resistance force	<p>将针座水平固定，由顶端对插针施加两相反方向的力，测插针与壳体之间发生位移所需的力。</p> <p>The header is fixed, from the top of pin thrust between the pin and the shell, displacement of the required thrust.</p> <p><b>GB/T 5095.8 Method 15a / EIA-364-29B</b></p>	<p>保持力: 20N Min. (无需耐焊接) Retention force: 20N Min. (No soldering)</p> <p>保持力: 10N 保持 1 分钟, 无位移。 (耐焊接热 10S) Plus Retention force: 10N Min. Hold for 1 minute, no movement. (Welding heat resistant 5s)</p>



文件名称  
Document name

产品规格书  
Product specification

5.2.3	针端子与簧端子的插拔力 Insertion and withdraw force	<p>针端子或簧端子固定在测力计上，用簧端子或针端子沿连接器轴线方向插拔，速度不大于 25mm/min。 Pin or plug spring is fixed on the dynamometer, by inserting spring or pin along plug the connector axis direction, the speed is not more than 25mm/min.</p> <p><b>GB/T 5095.8 Method 16c / EIA-364-13B</b></p> 	<p>插入力 3N Max Insertion force: 3N Max</p> <p>拔出力: 0.5N Min Pullout force :0.5N Min</p>
5.2.4	压接质量检查 Quality Inspection of CRIMP joint	<p>检查端子压接状态是否符合《产品应用规格书》 Check whether the terminal crimping state is in accordance with 《 product application specification》</p>	<p>压接电阻: 1mΩ Max. CRIMP resistance: 1mΩ Max.</p>
5.2.5	锁扣强度 Lock strength	<p>固定连接器（仅塑件）和测力计，在轴线方向将一端拔出，速度不大于 25±3mm/min。 Mated connector (Only for plastic part), apply axial pull out force at the speed rate of 25mm/min</p> 	<p>2pin:30N Min 3pin~10pin:40N Min</p>

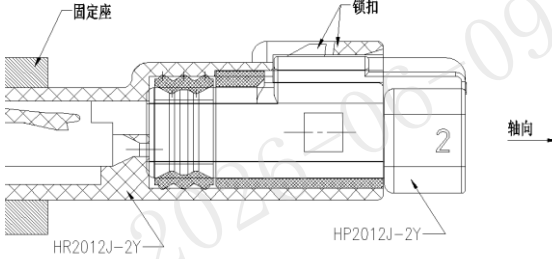
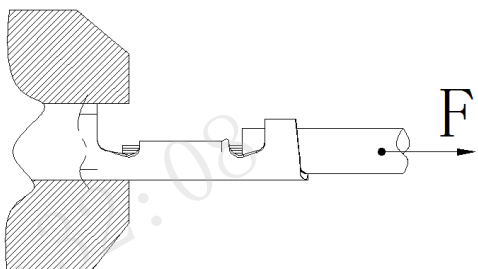


文件名称

Document name

产品规格书

Product specification

5.2.6	成品插拔力 Insertion and withdraw force	<p>固定母座，将孔座从针座顶端轴线方向插入和拔出；速度不大于25mm/min. The header is fixed the housing with crimped contacts shall be mated and unmated on mating axis at a rate less than 25 mm/min. GB/T 5095.7 Method 13b / EIA-364-13B</p> 	孔位 (n)	插入力 I.F.N Max	拔出力(下压锁扣) W.F.N Min	
				首次 Initial	首次 Initial	50次 At 50th
			2P	12	1.0	0.8
			4P	18	1.5	1.0
			6P	24	2.0	1.2
12P	42	2.5	1.5			
5.2.7	机械寿命 Durability	<p>将插头和插座进行 50 次插拔后，测定其接触电阻。 The plug and socket 50 times after the plug, the contact Resistance GB/T 5095.5 Method 9a / EIA-364-09C</p>	<p>外观无损伤 Appearance without damage 接触电阻: ≤20mΩ Contact resistance: ≤20mΩ</p>			
5.2.8	压着抗张强度 Crimp tensile strength	<p>在实验装置夹头上固定实验样品，以 25±6mm/分钟的速度沿连接的轴线方向施加拉力 The experimental sample is fixed on the chuck of the experimental device, and the tension is applied along the axis direction of 25±6mm/min. GB/T5095.8 Method 16d / EIA-364-08B</p> 	适用电线 Wire Size	抗张强度 Tensile Strength		
			22AWG	40N Min.		
			24AWG	30N Min.		
26AWG	20N Min.					



# 浙江珠城科技股份有限公司

ZHEJIANG ZUCH TECHNOLOGY CO., LTD

产品系列  
Product Series

2015 系列

页码 page

8-11

文件名称  
Document name

产品规格书  
Product specification

5.2.9	振动 Vibration	<p>插合连接器，串联在一直流电源上，电流 100mA；并模拟正常工作状态；振频为（10~55~10）Hz，每个循环时间为 1 分钟，振幅 1.52mm。沿 XYZ 三轴正反方向各循环 2h</p> <p>Mated connectors subjected to following vibration conditions, for a period of 2 hours in each of 3 mutually perpendicular axes, 100 mA current shall be applied.</p> <p>Frequency: (10~55~10) HZ/min. Amplitude: 1.52mm</p> <p><b>GB/T 5095.4 Method 6d / EIA-364-28D</b></p>	<p>接触电阻：≤20mΩ Contact resistance: ≤20mΩ</p> <p>电路瞬断：1μsec Max. Instantaneous break: 1μsec Max.</p>
5.2.10	机械冲击 Mechanical shock	<p>插合连接器，串联在直流电源上，允许电流 100mA；在冲击试验台上，模拟正常工作状态，在三个互相垂直方向的每一方向连续施加三次冲击，即共 18 次，冲击加速度为 980m/s<sup>2</sup>（100G），脉冲持续时间为 6ms，施加波形为半正弦波。</p> <p>The plug-in connector is connected in series with the DC power source and allows the current 100mA; the normal working state is simulated on the impact test platform, and the three is in the two Three shocks are applied continuously in each direction, i.e., 18 times, the impact acceleration is 980m/s<sup>2</sup> (100G), and the pulse duration is constant Time is 6ms, and the waveform is half sine wave.</p> <p><b>GB/T 5095.4 Method 6c / EIA-364-27B</b></p>	<p>试验后应无影响正常操作的损伤 There should be no damage to normal operation after the test.</p> <p>接触电阻：≤20mΩ Contact resistance: 20mΩ Max.</p> <p>电路瞬断：1μsec Max. Instantaneous break: 1μsec Max.</p>



文件名称

Document name

产品规格书

Product specification

## 5.3 环境特性 Environmental Requirements

5.3.1	热冲击 Heat Shock	<p>端子公母端插接后置于实验装置中进行循环测试, 按下列步骤调试温度:</p> <p>a) 在(105+3/-0)°C的恒温条件下放置 30min; b) 在+25°C常温条件下放置不超过 5 min, c) 在(-40+0/-3)°C的恒温条件下放置 30min; d) 在+25°C常温条件下放置不超过 5 min, 从 a)到 d)为一个循环周期, 共进行 50 个循环, 恢复 1~2h。</p> <p>The male and female terminals of the terminal are inserted into the experimental device to be tested in circulation,</p> <table border="1"> <thead> <tr> <th>Temperature °C</th> <th>Duration (Minutes)</th> </tr> </thead> <tbody> <tr> <td>a 105+3/-0</td> <td>30</td> </tr> <tr> <td>b +25</td> <td>5Max.</td> </tr> <tr> <td>c -40+0/-3</td> <td>30</td> </tr> <tr> <td>d +25</td> <td>5Max.</td> </tr> </tbody> </table> <p>Step a to d is one cycle, 50 cycles shall be tested. Recovery time 1~2 hours. GB/T 5095.6 method 11d / EIA-364-32C</p>	Temperature °C	Duration (Minutes)	a 105+3/-0	30	b +25	5Max.	c -40+0/-3	30	d +25	5Max.	<p>外观: 无损伤 Appearance: No Damage</p> <p>接触电阻: 20mΩ Max Contact Resistance: 20mΩ Max</p> <p>绝缘电阻: 500MΩMin Insulation resistance: 500Ω Min</p> <p>耐电压: 满足 5.1.3 Withstand voltage: meet 5.1.3</p>
Temperature °C	Duration (Minutes)												
a 105+3/-0	30												
b +25	5Max.												
c -40+0/-3	30												
d +25	5Max.												
5.3.2	高温测试 Heat Resistance	<p>将嵌合状态下的插头与插座在温度为 105±5°C 的高温环境中连续放置 240 小时, 然后测量其两端接触电阻。</p> <p>The plug and socket in the embedded state are continuously placed in the high temperature environment with a temperature of 105±5 °C for about 240 hours, and then the contact resistance is measured.</p> <p>GB/T 5095.6 Method 11i / EIA-364-17B</p>	<p>外观: 无损伤 Appearance: No Damage</p> <p>接触电阻 20mΩ Max Contact resistance: 20mΩ Max.</p>										
5.3.3	低温测试 Cold Resistance	<p>将样品放进温度为-40°C的低温箱存放96小时后待其恢复到室温。</p> <p>The sample is placed in a low temperature box with a temperature of -40°C for 96 hours, and then it is returned to the room temperature.</p> <p>GB/T 5095.6 Method 11j</p>	<p>外观: 无明显变形、开裂等对使用有影响的缺陷。 Appearance: No obvious deformation, cracking and other defects affecting the use</p> <p>接触电阻: 20mΩ Max Contact resistance: 20mΩ Max.</p>										



# 浙江珠城科技股份有限公司

ZHEJIANG ZUCH TECHNOLOGY CO., LTD

产品系列  
Product Series

2015 系列

页码 page

10-11

文件名称  
Document name

产品规格书  
Product specification

5.3.4	耐湿性 Humidity	<p>端子公母端插接后置于实验装置中进行测试            温度: <math>60 \pm 2^{\circ}\text{C}</math>            相对湿度: 90-95%            持续时间: 96 小时            The male and female terminals shall be placed in the experimental device to be tested.            Temperature: <math>60 \pm 2^{\circ}\text{C}</math>            Humidity: 90-95%            Duration: 96 hours  <b>GB/T 5095.6 Method 11c / EIA-364-31B</b></p>	<p>外观: 无损伤  <b>Appearance: No Damage</b></p> <p>接触电阻: <math>20\text{m}\Omega</math> Max  <b>Contact Resistance: <math>20\text{m}\Omega</math> Max</b></p> <p>绝缘电阻: <math>500\text{M}\Omega</math>Min  <b>Insulation resistance: <math>500\Omega</math> Min</b></p> <p>耐电压: 满足 5.1.3  <b>Withstand voltage: meet 5.1.3</b></p>
5.3.5	耐焊接性 Resistance to soldering heat	<p>1.把试验样品需要焊接的部位浸入焊锡炉中,锡炉温度 (<math>270 \pm 3</math>) <math>^{\circ}\text{C}</math>; 时间 (<math>10 \pm 1</math>) s 后,室温下恢复 1h。            Dip solder tails into the molten solder(held at (<math>270 \pm 3</math>) <math>^{\circ}\text{C}</math> for (<math>10 \pm 1</math>) sec., Recovery time 1 hours  <b>GB/T 5095.6 Method 12d / EIA-364-56A</b></p>	<p>外观: 无掉针  <b>Appearance: No pins fall out</b></p>
5.3.6	可焊性 Solderability test	<p>把试验样品需要焊接的部位浸入焊锡炉中,锡炉温度 (<math>245 \pm 5</math>) <math>^{\circ}\text{C}</math>; 时间2~3s, 取出冷却后,检查连接器焊接端蘸锡情况。            Dip the welding part of the test sample into the tin solder furnace at a temperature of (<math>245 \pm 5</math>) <math>^{\circ}\text{C}</math>.Time 2~3s, take out and cool, check the solder dip condition of connector welding end.  <b>GB/T 5095.6 Method 12a / EIA-364-52</b></p>	<p>上锡率 95%以上  <b>Tin coverage <math>\geq 95\%</math></b></p>
5.3.7	短时浸水试验 Short time immersion	<p>使试样放进浸水箱后,样品底部到水面的距离至少为 1 米。试样顶部到水面距离至少为 0.15m            试验时间: 0.5H            (线体两端不可置于水中,或做密封处理)            After the specimen is placed in the immersion tank, the distance from the bottom of the sample to the water surface is at least 1 M. Minimum distance 0.15 m from top to surface of specimen            Test time: 0.5H.            (Both ends of the wire must not be placed in water)  <b>GB/T4208-2017 IPX7 等级</b></p>	<p>外观: 无进水现象  <b>Appearance: No water intake</b></p>



文件名称  
Document name

产品规格书  
Product specification

## 6、测试分组 Test Sequences

序号	测试项目 Test item	A	B	C	D	E	F	G	H
5.1.1	外观检测 Appearance	1	1	1	1	1	1	1	1
5.1.2	接触电阻 Contact resistance		2	2					
5.1.3	耐电压 Withstand voltage				2	5			
5.1.4	绝缘电阻 Insulation resistance				3	6			
5.1.5	温升 Temperature rise		4, 9	3,8					
5.2.1	端子与塑壳装入力和保持力 Contact insertion force and retention force		3 (装入力) 10 (保持力)		7				
5.2.2	插针保持力 Pin resistance force						2		
5.2.3	针端子与簧端子的插拔力 Insertion and withdraw force	2							
5.2.4	压接质量检查 Quality Inspection of CRIMP joint	3							
5.2.5	锁扣强度 Lock strength				8				
5.2.6	成品插拔力 Insertion and withdraw force		5						
5.2.7	机械寿命 (插拔耐久性) Durability		6						
5.2.8	压着抗张强度 Crimp tensile Strength	4							
5.2.9	振动 Vibration		7	6					
5.2.10	机械冲击 Mechanical shock		8	7					
5.3.1	热冲击 Thermal shock				4	2			
5.3.2	高温测试 Heat Resistance			4					
5.3.3	低温测试 Cold Resistance				5	3			
5.3.4	耐湿性 Humidity			5	6				
5.3.5	耐焊接性 Resistance to soldering heat							2	
5.3.6	可焊性 Solderability test								2
5.3.7	短时浸水试验 Short time immersion test					4			